


P2100 • PRESSURE REDUCING VALVE



OPERATING PRINCIPLE

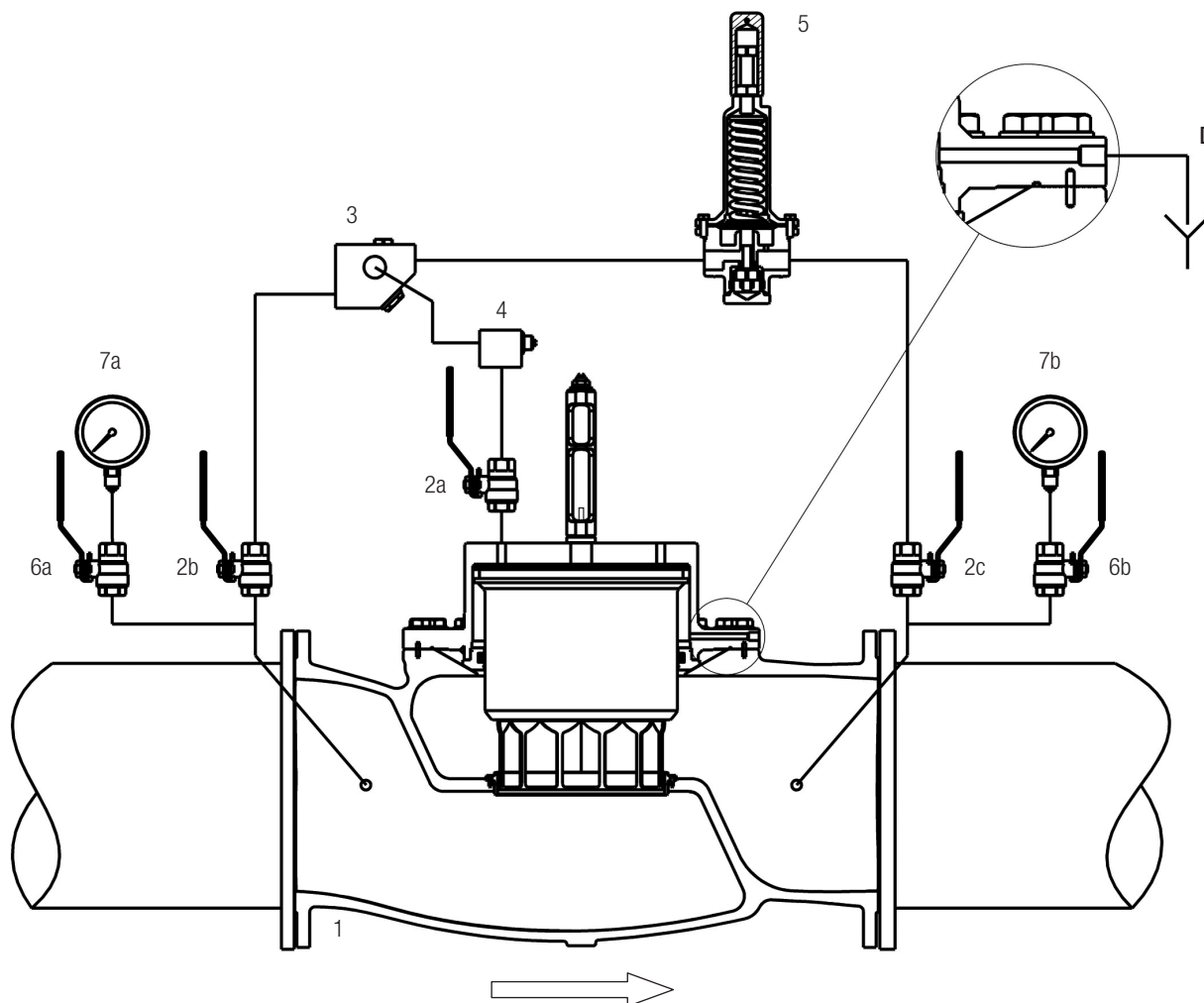
This valve reduces and stabilizes the downstream pressure at a preset value independently of the flow rate and upstream pressure variations. This type of valve is widely used in main water supply and distribution systems.

The purpose of this valve is to ensure an outlet reduced and stabilized pressure.

ADDITIONAL FUNCTIONS

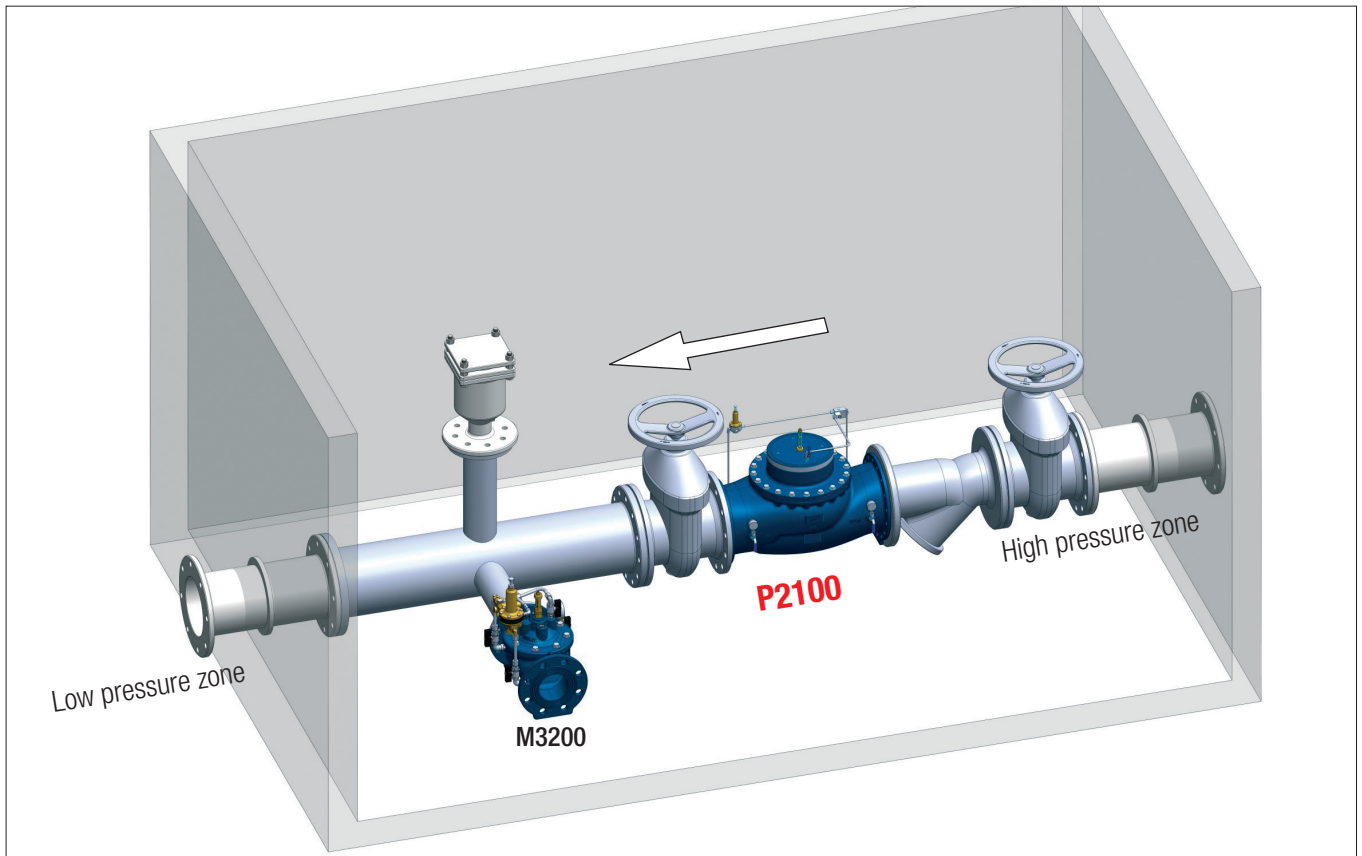
- sustaining a minimum upstream pressure;
- shut-off with remote electrical control;
- two reduction valves settable by electrical remote control, manually, or with a fully hydraulically activated device;
- flow rate control;
- minimum-maximum level control with float pilot and dissipating plate fitted downstream of the valve

CIRCUIT AND MATERIALS



ITEM	DESCRIPTION	MATERIALS (STANDARD)
1	Main valve	GJS400-15 EN1563
2 (a,b,c)	Isolating ball valve	Ni-plated Brass
3	Y - strainer with calibrated orifice	1.4401 EN10088-3
4	Monodirectional needle valve	1.4401 EN10088-3
5	Pressure reducing pilot CV160	1.4401 EN10088-3
6 (a,b)	Gauge holder with drainage	Ni-plated Brass
7 (a,b)	Pressure gauge	1.4301 EN10088-3 + Glycerine
--	Pipe	1.4401 EN10088-3
--	Fittings	1.4401 EN10088-3
--	Compression fittings	1.4401 EN10088-3

TYPICAL INSTALLATION



TYPICAL APPLICATION

