


M3500 • FLOAT CONTROLLED MODULATING CONSTANT LEVEL VALVE



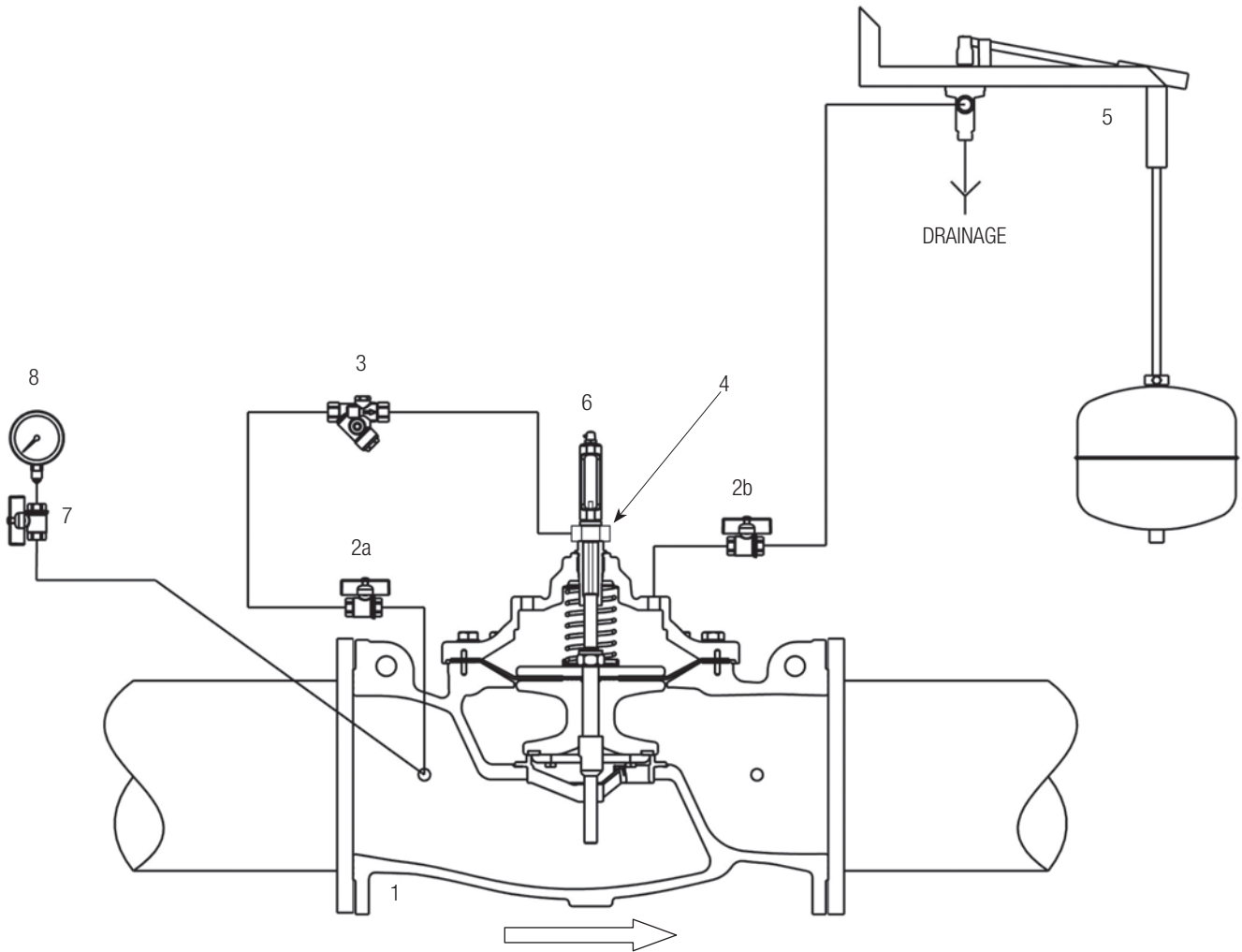
OPERATING PRINCIPLE

The pilot float control enables the valve to maintain a constant level in a reservoir within a variation range of 10 cm. The combined action of the float pilot and the synchronizer machined on the valve stem, ensures an accurate and stable modulation, keeping a balance between the flow required from the network and the flow adducted by the valve into the tank.

ADDITIONAL FUNCTIONS

- pressure sustaining;
- shut-off with electrical remote control;
- non-return;
- anti-freeze device;
- relief function.

CIRCUIT AND MATERIALS

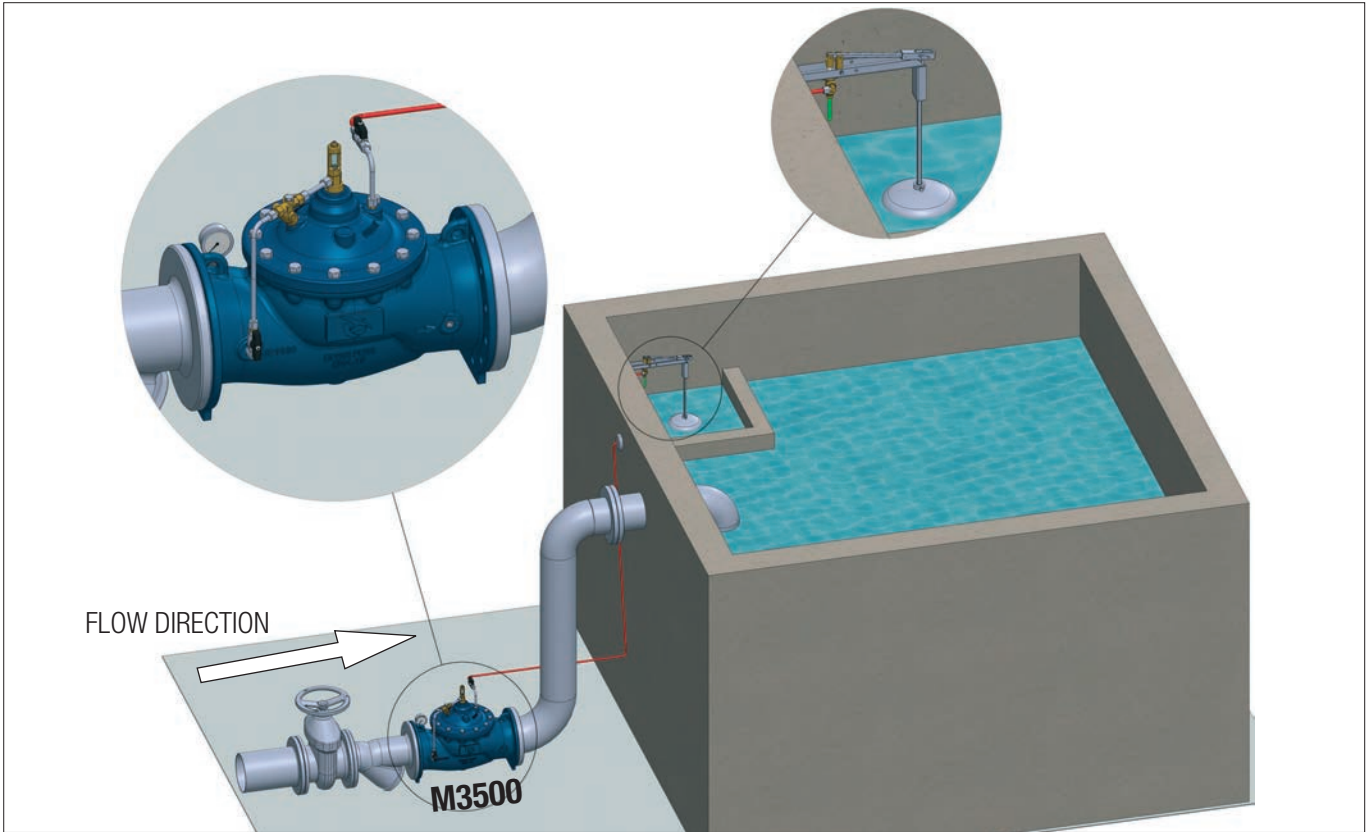


NUOVAL LINE

ITEM	DESCRIPTION	MATERIALS
1	Main valve	GJS400-15 EN1563
2 (a,b)	Isolating ball valve	Ni-plated Brass
3	Y - strainer with calibrated orifice	1.4401 EN10088-3 + Brass
4	Hydraulic synchronizer	1.4301 EN10088-3 + Brass
5	CL500 float pilot	1.4301 EN10088-3 + Brass
6	Position indicator with manual venting cock	Brass + Hardened glass
7	Gauge holder with drainage	Ni-plated Brass
8	Pressure gauge	1.4301 EN10088-3 + Glycerine
--	Pipe	1.4401 EN10088-3
--	Fittings	1.4401 EN10088-3
--	Compression fittings	1.4401 EN10088-3 + Brass

INSTALLATION: TYPE A

IN-TANK INSTALLATION. (Float positioned in a calm zone)



INSTALLATION: TYPE B

OUT-OF-TANK INSTALLATION

